

people planner

jan jensen

manager, people planner



maconomy
don't waste

two questions



Do you have a corporate overview of the resource situation ?

Are you satisfied with the utilisation in your company and the way you manage your talent?



a little calculation

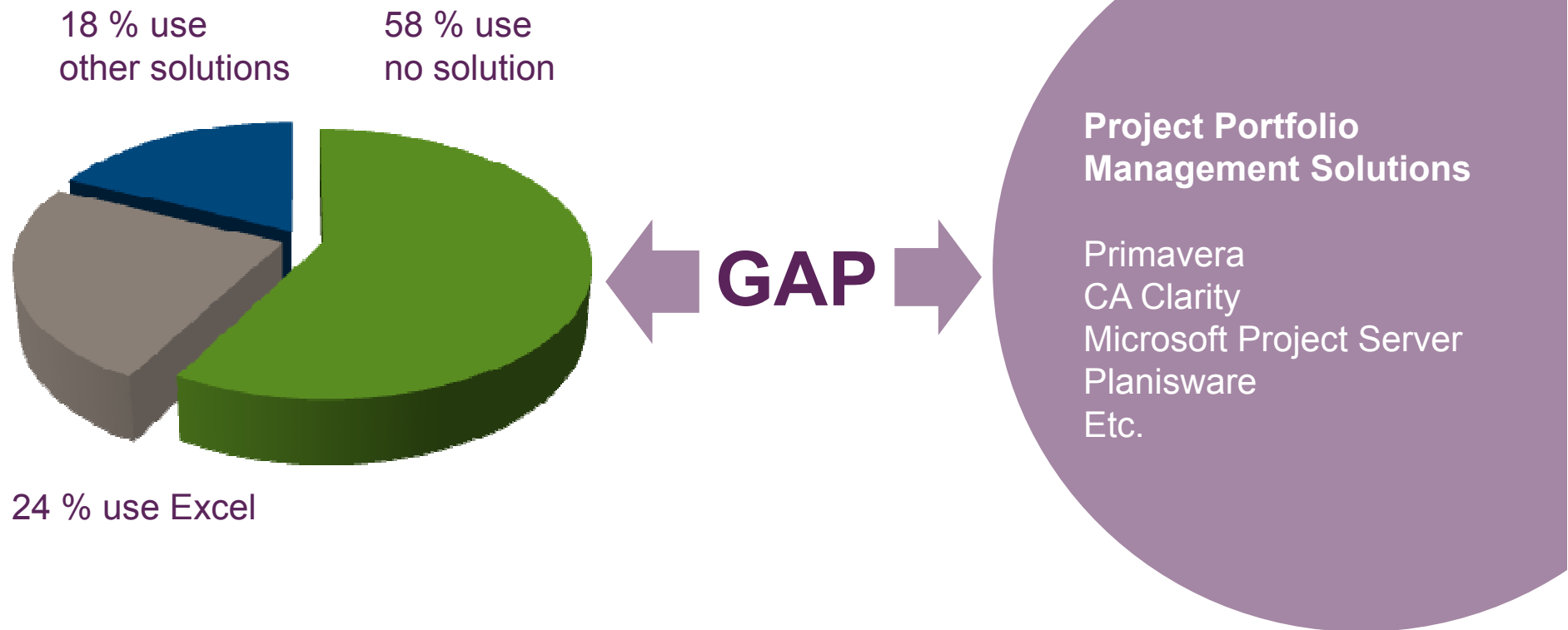
100 man consulting company

Spot 4 more billable hours per resource per month

4 hours * 120 EURO * 100 man * 12 months

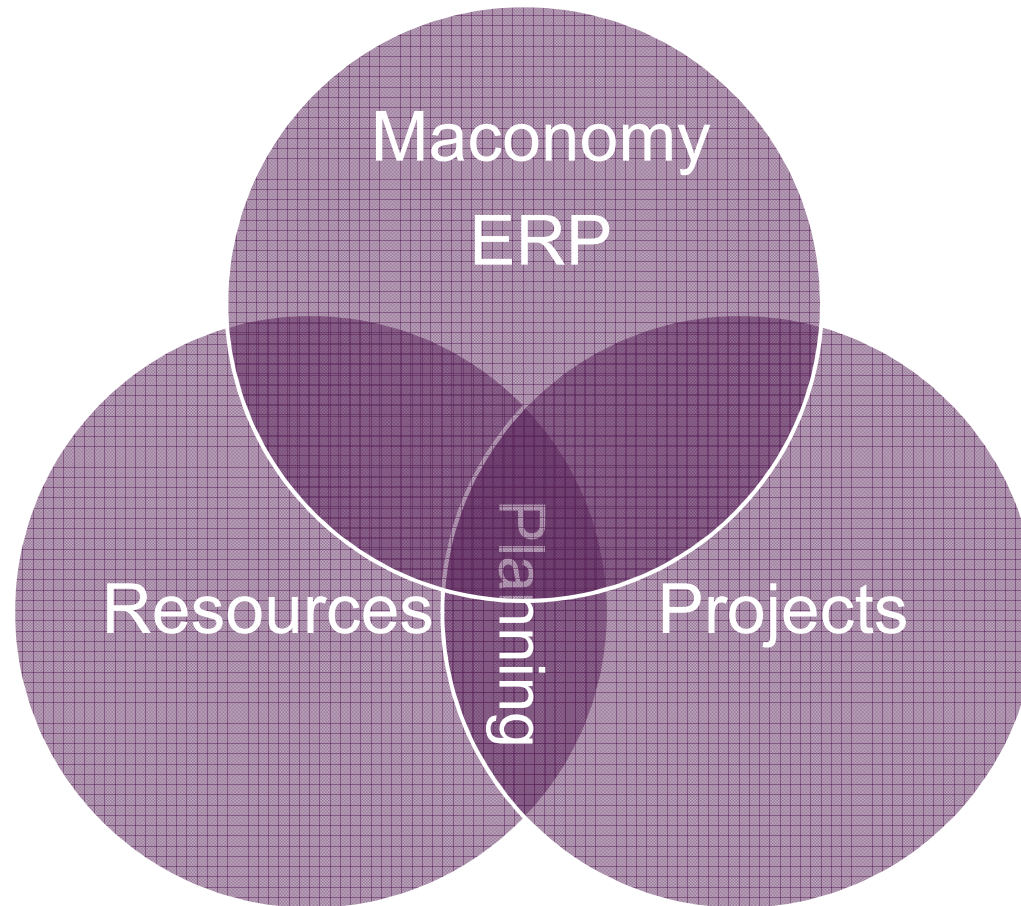
€ 576.000,- PER YEAR

the gap



Based on people planner survey

resource management and project planning in one solution



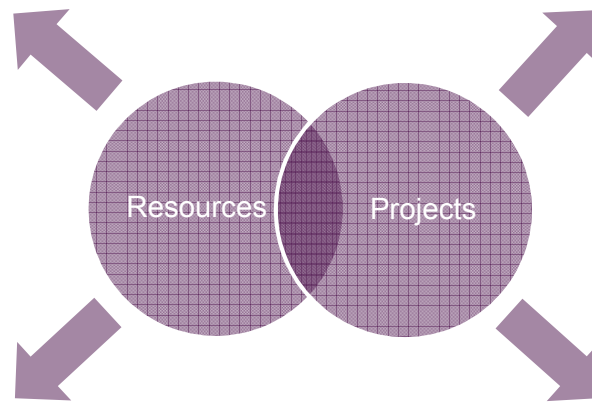
a role based solution



Resource Manager



Project Manager

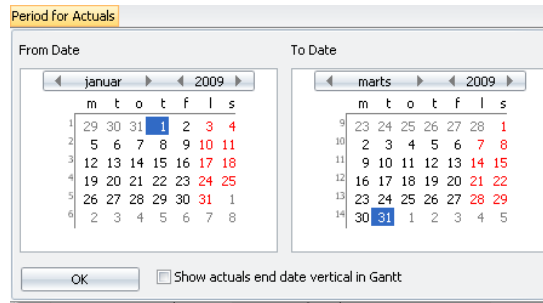


Manager



Employee

simplified project portfolio follow up



Determine date for actuals

Automatic calculate assigned hours after actuals date

Project	Baseline	Actual 01.01 – 31.03	Assigned After 31.03	New total expected
Project 1	200	90	60	150
Project 2	150	120	100	220

Over or underservicing clients

automatic assignment lines in timesheet



MACONO[M]Y
People Planner



Via the job employees dialog in Maconomy

MACONO[M]Y

Planning and budgeting

My Project Cockpit | Planning and budgeting

Even Allocation | Book Available Capacity | Book Full Capacity % | Book First Available Capacity

Drag a column header here to group by that column

	April 2009	May 2009	June 2009
	27/04 18	04/05 19	11/05 20
		18/05 21	25/05 22
			01/06 23
			08/06 24
			15/06 25

Due diligence Due diligence British Petroleum

Release Resource Resource Assignment Text

Gary Coleman

10 10 10

May 2009

#	Mon	Tue	Wed	Thu	Fri	Sat	Sun
18					1	2	3
19	4	5	6	7	8	9	10
20	11	12	13	14	15	16	17
21	18	19	20	21	22	23	24
22	25	26	27	28	29	30	31

Employee Information

Employee Gary Coleman

Week No.

Time Information

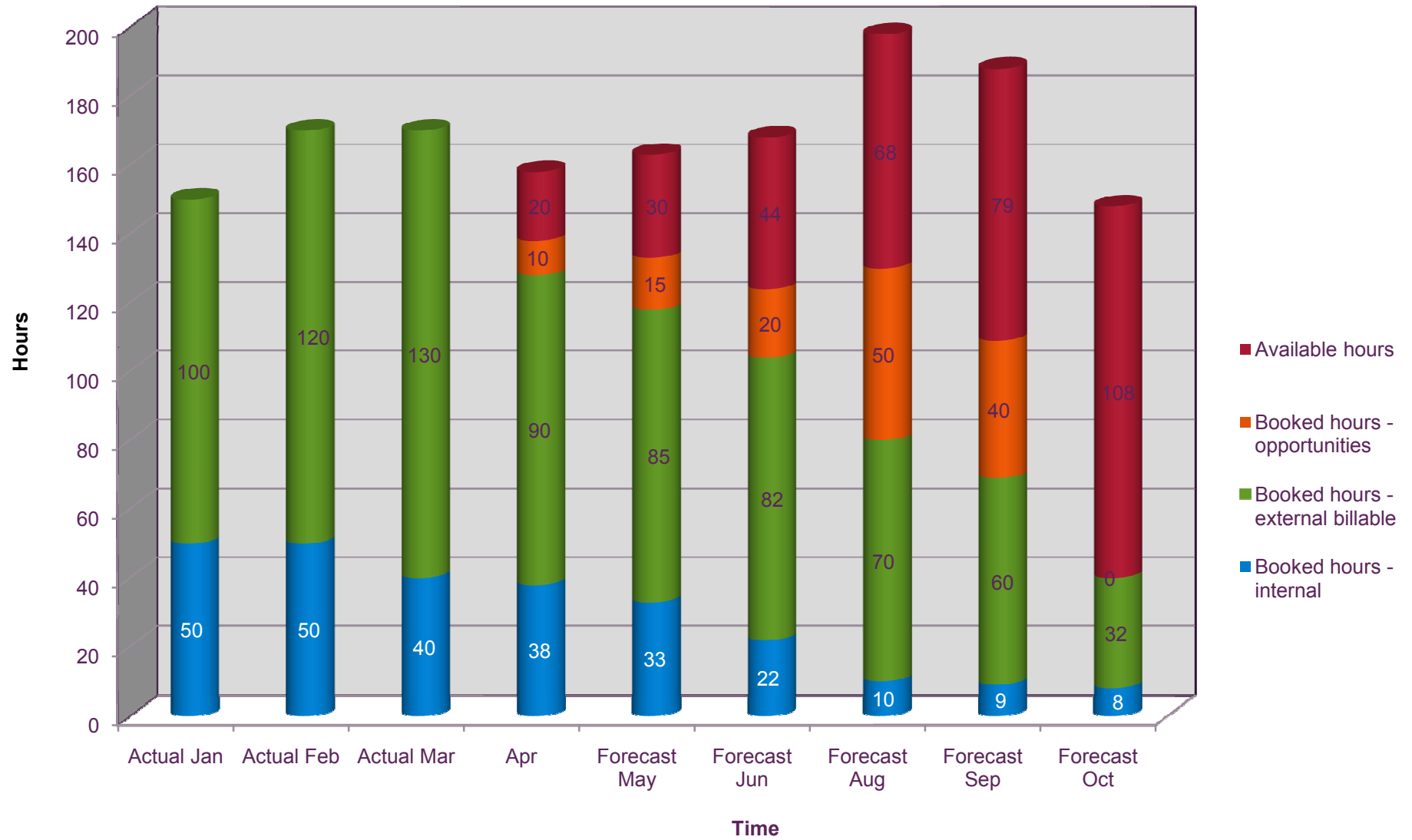
	Mon	Tue	Wed	Thu	Fri	Sat	Sun	Total
Total	0.0	0.0	0.0	0.0	0.0	0.0	0.0	0.0
Overtime	-8.0	-8.0	-8.0	-8.0	-8.0	0.0	0.0	-40.0

	Favorite	Project	Task	Task Name	Mon	Tue	Wed	Thu	Fri	Sat	Sun
	Due dilligen	1310001	200	Benchmarking and cost reduct							
				Due diligence British Petroleum							
				Waste Water - Bayswater							
				Miscellaneous							

people planner analytiX



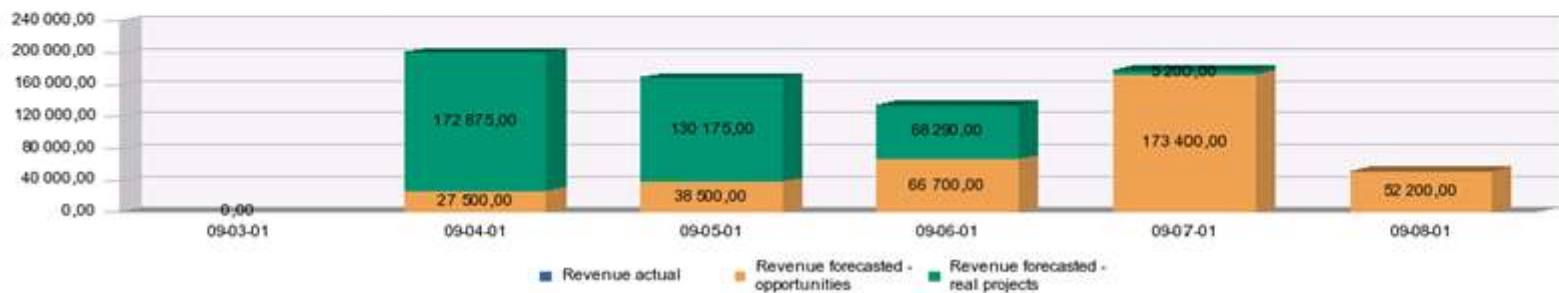
Resource Load



Employee Company (All values) Employee Department (All values) Employee (All values) Job (All values)

Resource Forecast

Data generated: 2009-04-23 12:16
 Criteria: Period: from 09-03-01 to 09-08-17, Cut Off Date (Actual): 09-04-01; View: by Month



Hours	March	April	May	June	July	August	Total Revenue
Revenue actual	0						0
Revenue forecasted - real projects		172 875	130 175	68 290	5 200		376 540
Revenue forecasted - opportunities		27 500	38 500	66 700	173 400	52 200	358 300
Total revenue	0	200 375	168 675	134 990	178 600	52 200	734 840
Potential revenue available resources		0	0	0	0	0	0
Full potential revenue	0	200 375	168 675	134 990	178 600	52 200	734 840

Printed: 09-04-30 20:04:06 GMT+02:00, by Administrator 1/1

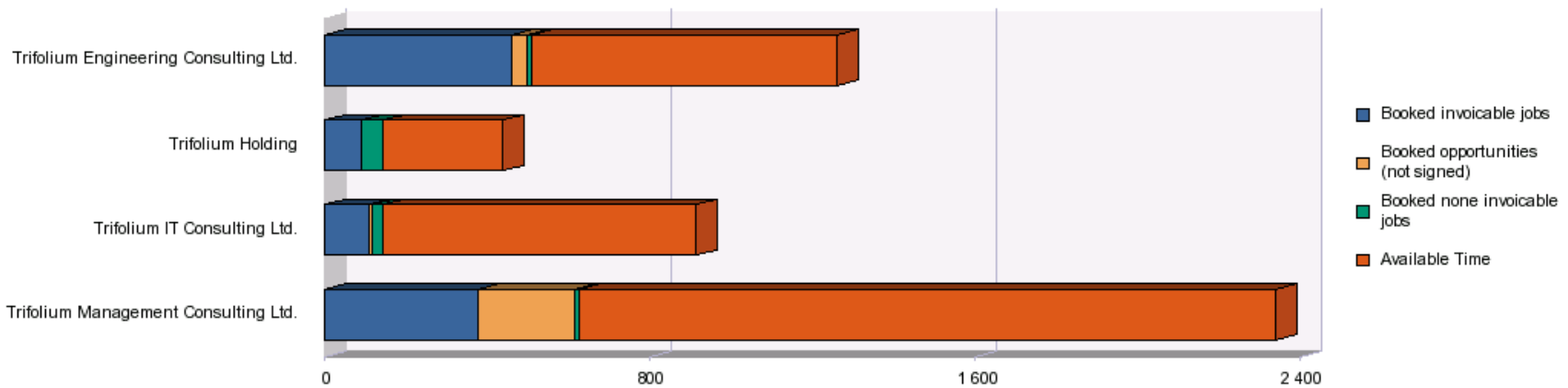


Resource Forecast

Employee Company (All values) Employee Department (All values) Employee (All values)

Resource Load

Data generated: 2009-05-02 08:59
 Criteria: Period: from 09-05-01 to 09-08-31; View: Days

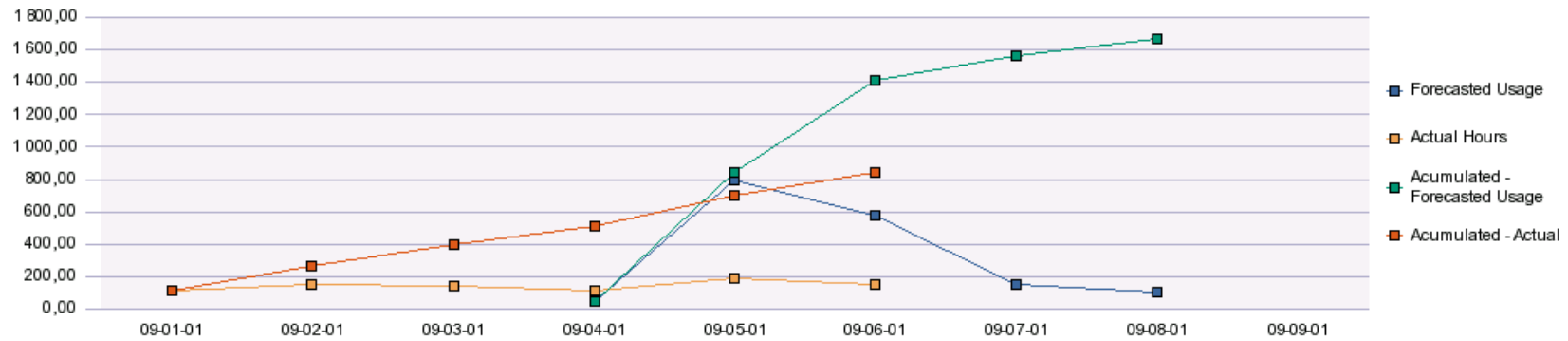


Employee Company	Booked Hours			Available Time	Total time	Revenue		
	Invoicable jobs	Opportunities (not signed)	None invoicable jobs			Booked	Potential	Total
<u>Trifolium Engineering Consulting Ltd.</u>	457,38	39,75	10,00	754,38	1261,50	586 450,00	55 340,00	641 790,00
<u>Trifolium Holding</u>	90,13		55,00	289,88	435,00	31 250,00		31 250,00
<u>Trifolium IT Consulting Ltd.</u>	110,00	8,00	25,00	770,50	913,50	183 850,00	11 520,00	195 370,00
<u>Trifolium Management Consulting Ltd.</u>	374,88	238,13	12,50	1715,25	2340,75	514 210,00	343 900,00	858 110,00
Total	1 032,38	285,88	102,5	3 530	4 950,75	1 315 760,00	410 760,00	1 726 520,00



Project Forecast (Single Project)

Data generated: 2009-05-02 08:59
 Criteria: Job: 2020005 - Due Dilligence WPP; Period: from 09-01-01 to 09-09-30; Cut Off Date (Actual): 09-06-30; View: by Month



	January	February	March	April	May	June	July	August	September	Total:
Forecasted Usage	0,00	0,00	0,00	42,00	798,00	574,00	151,00	100,00	0,00	1665,00
Actual Usage	114,00	147,00	136,00	114,00	186,00	147,00				844,00
Acumulated - Forecasted Usage	0,00	0,00	0,00	42,00	840,00	1414,00	1565,00	1665,00	0,00	
Acumulated - Actual	114,00	261,00	397,00	511,00	697,00	844,00				

version 2.0 sum up



Reporting

- Charts and graphs
- Pivot tables
- Dataware house - Analytix

Ease of use

- Recurring tasks + easy booking
- Zoom
- Copy / Paste + right click
- Find available resources

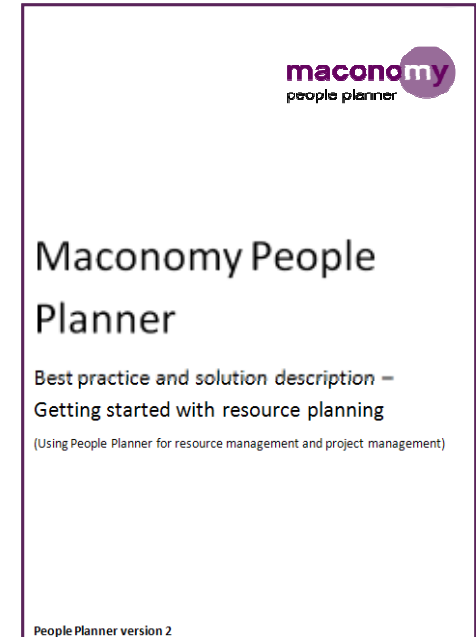
Fully integrated

- Project follow up based on actuals from Maconomy
- Direct allocations to time sheet
- Analytix reports combing Maconomy + People Planner



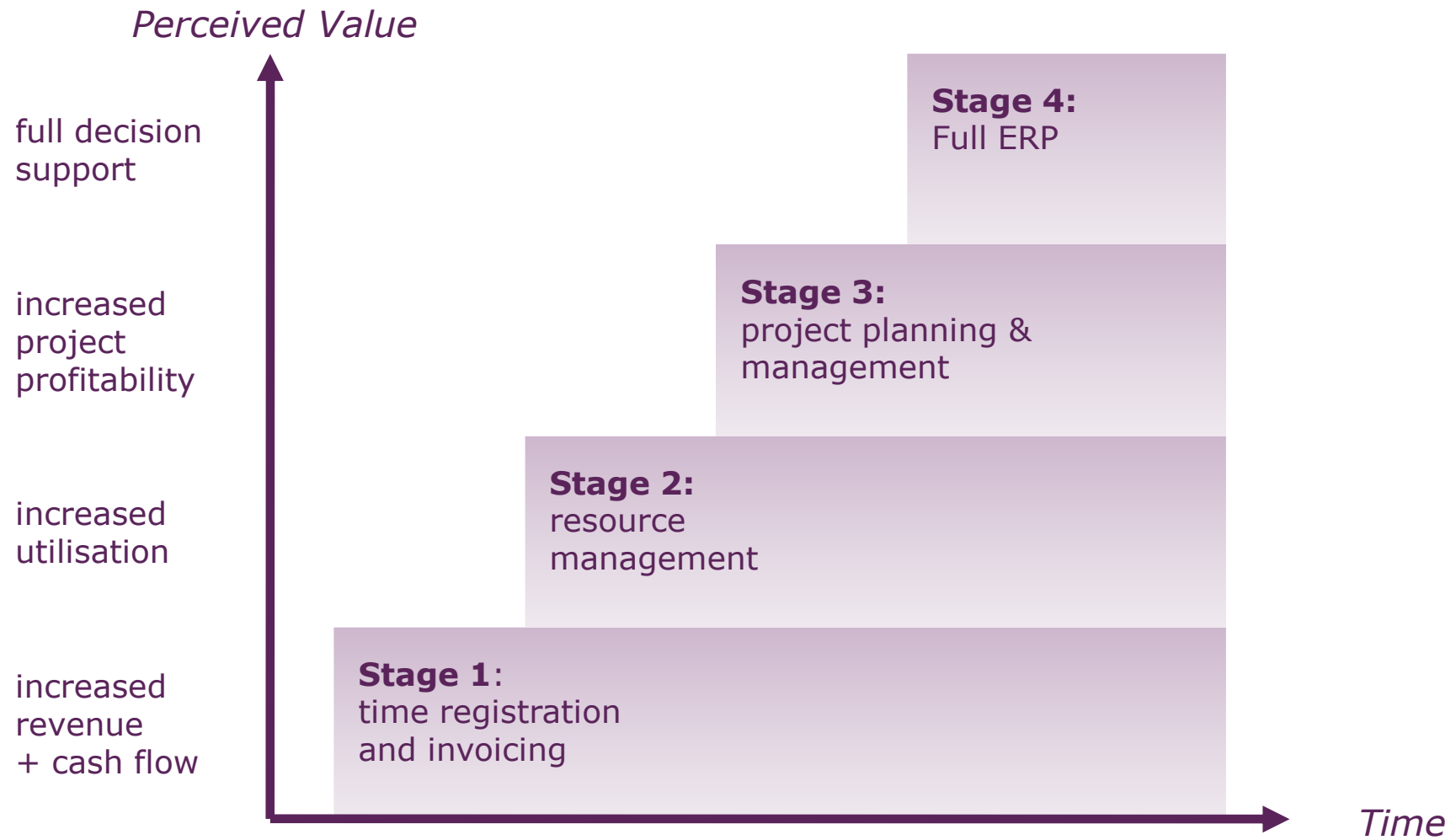
considering resource management?

best practise



Yes – it runs on version X – X+ and X1

the value – in steps



successful implementation criteria



Criteria:

- Achieve corporate overview
- Simplicity
- Everybody has to do it
- Top management decision



a little calculation

100 man consulting company

Spot 2 more hours per resource per month

2 hours * 120 EURO * 100 man * 12 months

288.000,- EURO PER YEAR

more information



www.maconomy.com/peopleplanner